

TOWARDS A COLLABORATIVE DATA COMMUNITY

Shaping the future of the profession in the age of big data

In conversation with PAM - Episode 2
4 July 2020



Ar. Azim A. Aziz

Co-Chair
PAM Research & Futures Committee

Research & Futures Committee

Brief history of the predecessors of PAM

- PAM draws its earliest origins from the Institute of Architects Malaya (IAM) established in 1931.
- The IAM itself is descended from the Singapore Society of Architects formed in 1923 in Singapore.
- On 4 August 1949, the Federation of Malaya Society of Architects (FMSA) was formed.
- PAM was registered with the Registrar of Societies on 20 January 1967.

Research & Futures Committee

Mission statement of PAM

"To promote the advancement of architecture and the architectural profession for the betterment of society".

The Institute provides a framework for its members to operate effectively: to do, to run and to get the business of architecture within the Code of Conduct and Scale of Fees.

Research & Futures Committee

Objectives of PAM are:

- To promote and enlarge knowledge, study and practice of architecture.
- To provide a central organisation for architecture.
- To assist and advise Governments, local authorities, or other private or public bodies.
- To promote friendly interaction and discourse amongst Architects.
- To obtain and disseminate among the Members, information on matters affecting the profession, and
- To preserve and to maintain the integrity and status of the profession.

Research & Futures Committee established in 2019.

R&F objectives.

- To obtain accurate data from the profession for members & to inform policymakers
- Understanding the true demographics of the profession
- Understanding the distribution of projects among architecture firms (Type of projects, value of projects)
- Economic value of the architecture profession in relation to national GDP
- To ascertain an accurate cost of doing business
- A tool for members to feel connected and carrying out surveys to gauge the professions concerns.

Fact Sheet

Malaysia Population by State

States	Population
Johor	3,553,600
Kedah	2,071,900
Kelantan	1,718,200
Melaka	872,900
Negeri Sembilan	1,098,400
Pahang	1,623,200
Pulau Pinang	1,663,000
Perak	2,477,700
Perlis	246,000
Sabah	3,543,500
Sarawak	2,636,000
Selangor	5,874,100
Terengganu	1,153,500
WP Kuala Lumpur	1,768,000
WP Putrajaya	88,300
WP Labuan	96,800
TOTAL	30,485,100

Source: Retrieved from
https://en.wikipedia.org/wiki/States_and_federal_territories_of_Malaysia
on 19th November 2019



Total Registered Member with LAM

Membership	Nov-19
Architects	2278
Graduate Architects	2569
Sole Proprietorship	1289
Partnership	80
Body Corporate	293
Multi Disciplinary Practices	49

Source: Retrieved from www.lam.gov.my
on 19th November 2019

Malaysia Population (as per Nov 2019) =
32,772,100

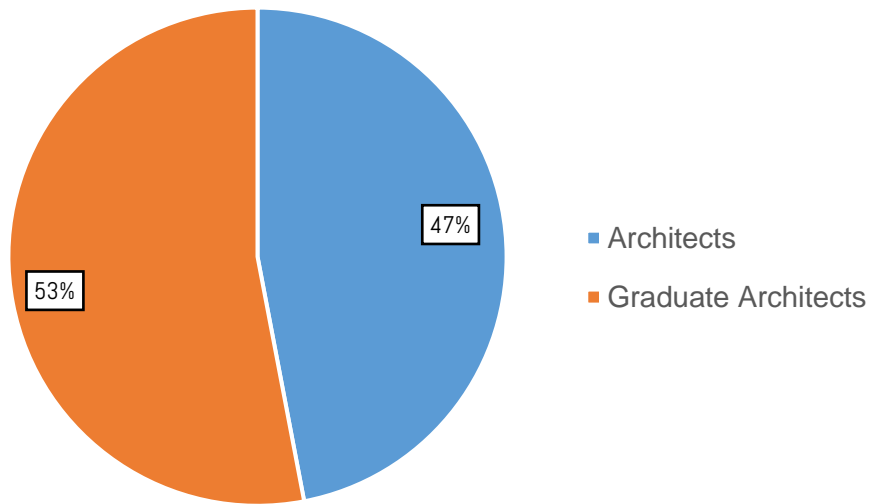
Land Area = **330,803 km²**

Total Registered Architect = **2278**

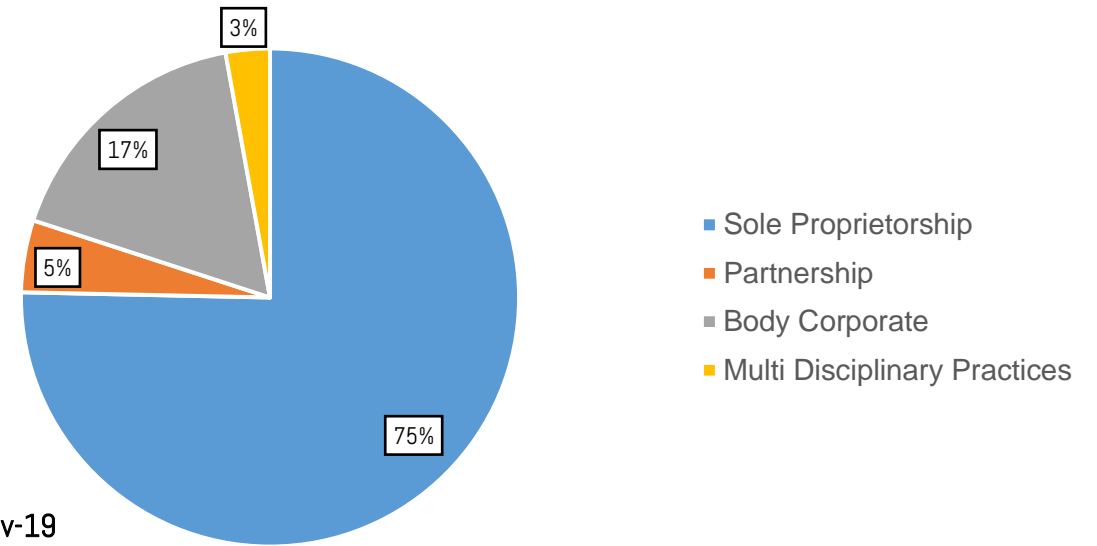
Registered Architect per population =
1: 14,386

Statistics on the Total Registered Members with LAM (as per November 2019)

Total Registered Architect and Graduate Architect with LAM (as per November 2019)



Total Registered Architectural Consultancy Practice with LAM (as per November 2019)



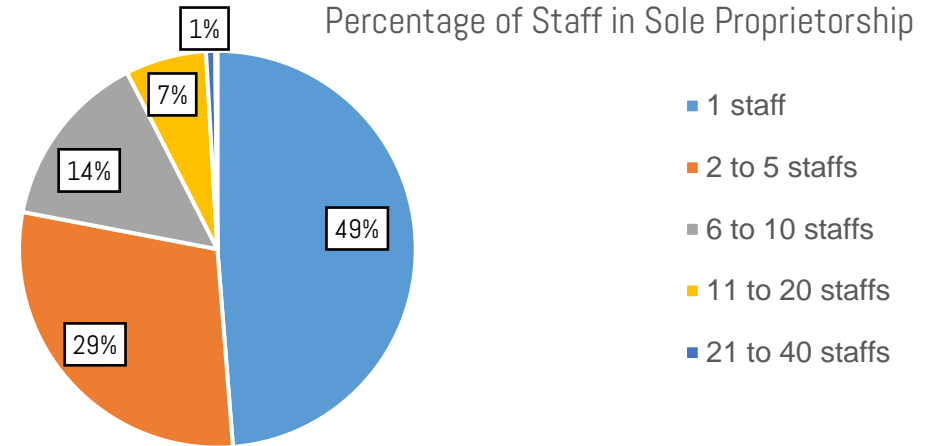
	Nov-19
Architects	2278
Graduate Architects	2569
Sole Proprietorship	1289
Partnership	80
Body Corporate	293
Multi Disciplinary Practices	49

Source: Retrieved from www.lam.gov.my on 19th November 2019

Architectural Consultancy Practice Size of Practice and Percentage of Staff

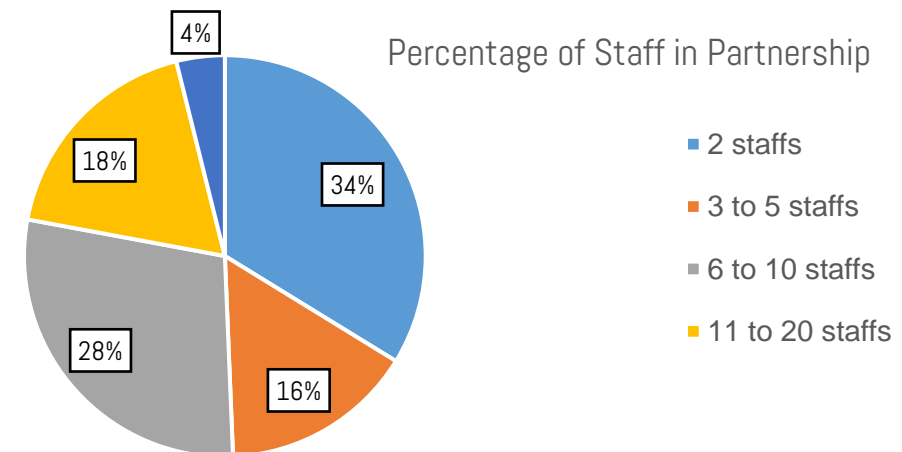
Sole Proprietorship

Total Staff	Nos. of Sole Proprietorships	%
1 staff	583	48.75%
2 to 5 staff	350	29.26%
6 to 10 staff	173	14.46%
11 to 20 staff	79	6.61%
21 to 40 staff	9	0.75%
41 staff above	2	0.17%
	1196	100.00%



Partnership

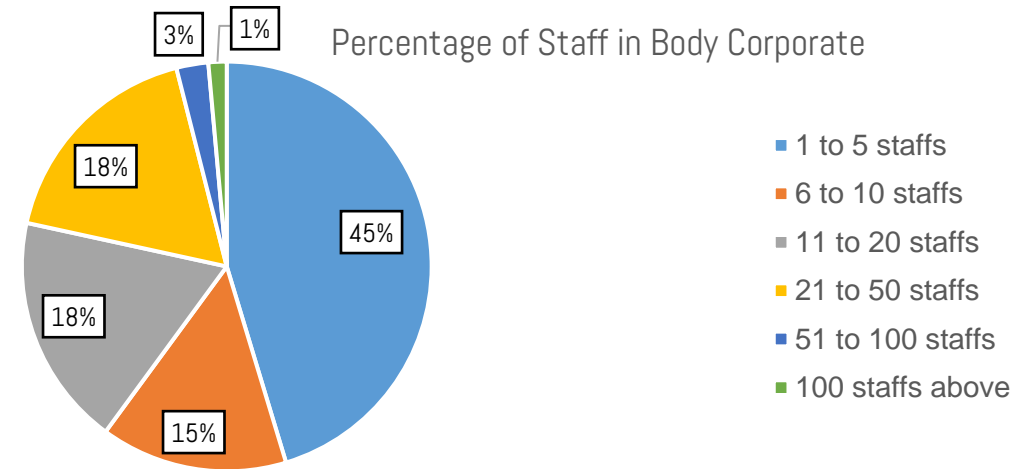
Total Staff	Nos. of Partnerships	%
2 staff	26	33.77%
3 to 5 staff	12	15.58%
6 to 10 staff	22	28.57%
11 to 20 staff	14	18.18%
21 staff above	3	3.90%
	77	100.00%



Architectural Consultancy Practice Size of Practice and Percentage of Staff

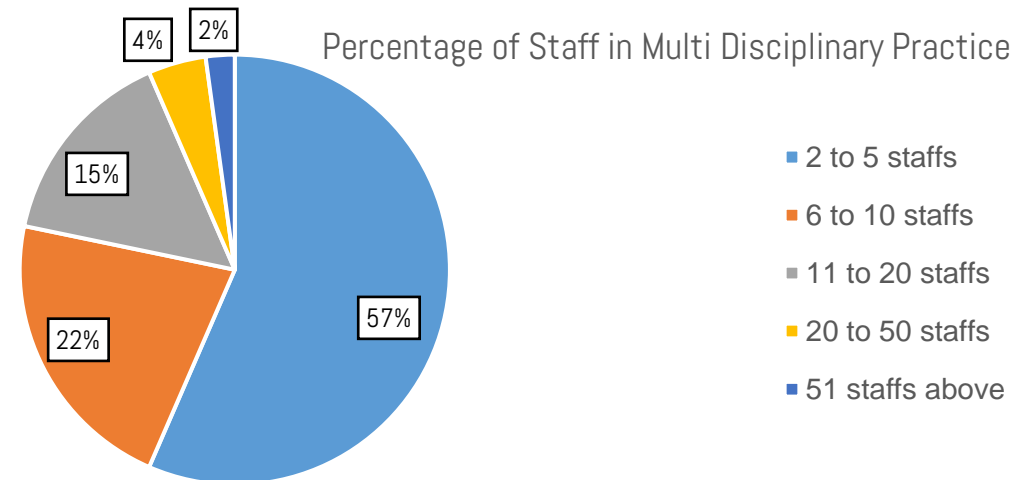
Body Corporate

Total Staff	Nos. of Body Corporate	%
1 to 5 staff	126	45.32%
6 to 10 staff	41	14.75%
11 to 20 staff	51	18.35%
21 to 50 staff	49	17.63%
51 to 100 staff	7	2.52%
100 staff above	4	1.44%
	278	100.00%



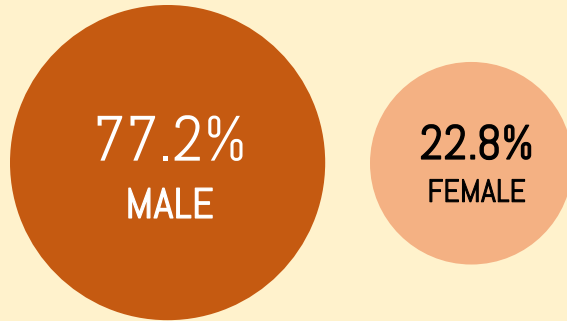
Multi Disciplinary Practice

Total Staff	Nos. of Multi Disciplinary Practice	%
2 to 5 staff	26	56.52%
6 to 10 staff	10	21.74%
11 to 20 staff	7	15.22%
20 to 50 staff	2	4.35%
51 staff above	1	2.17%
	46	100.00%



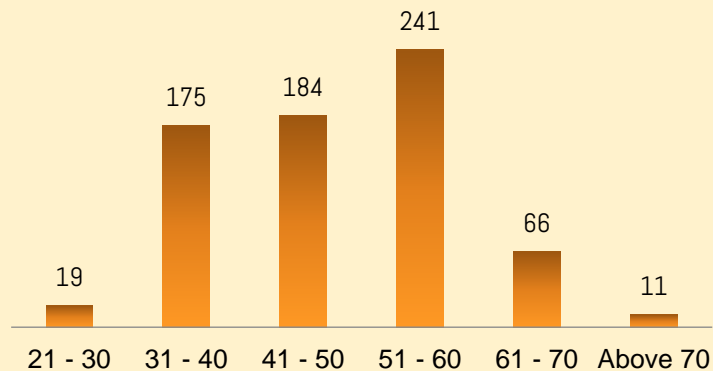
GENDER

584 or 77% are male respondents
175 or 23% are female respondents.



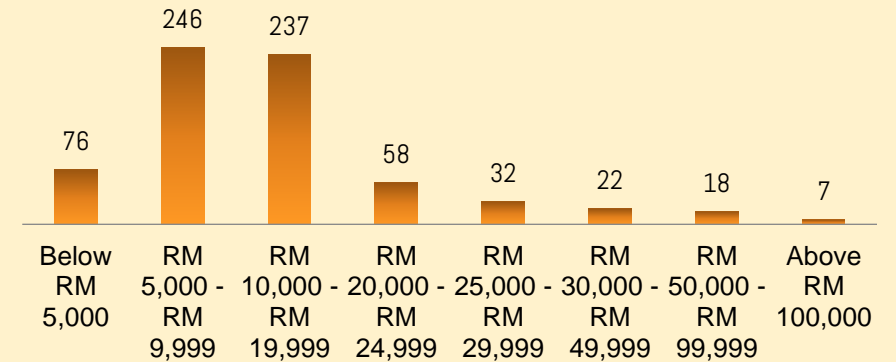
AGE

19 or 3% age between 21 and 30
175 or 25% age between 31 and 40
184 or 26% age between 41 and 50
241 or 35% age between 51 and 60
66 or 9% age between 61 and 70
11 or 2% age above 70



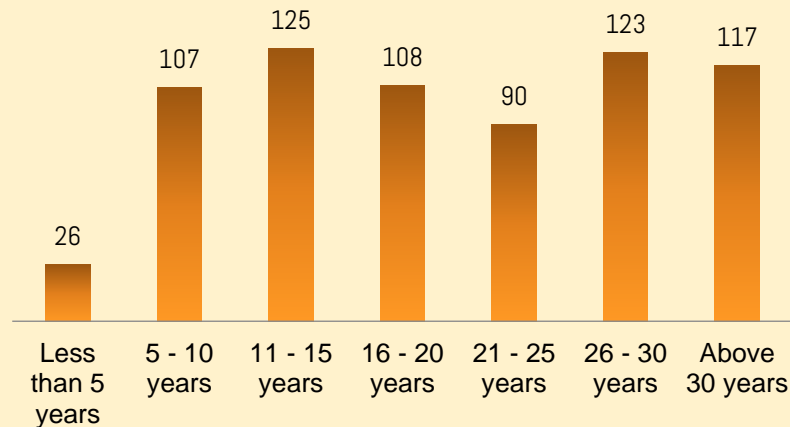
APPROXIMATELY MONTHLY PERSONAL INCOME

76 or 11% earning below RM 5,000
246 or 35% earning between RM 5,000 and RM 9,999
237 or 34% earning between RM 10,000 and RM 19,999
58 or 8% earning between RM 20,000 and RM 24,999
32 or 5% earning between RM 25,000 and RM 29,999
22 or 3% earning between RM 30,000 and RM 49,999
18 or 3% earning between RM 50,000 and RM 99,999
7 or 1% earning above RM 100,000

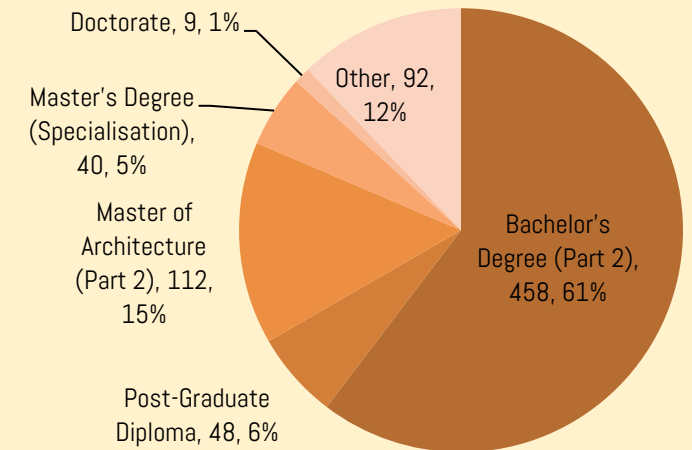


YEARS IN PRACTICE

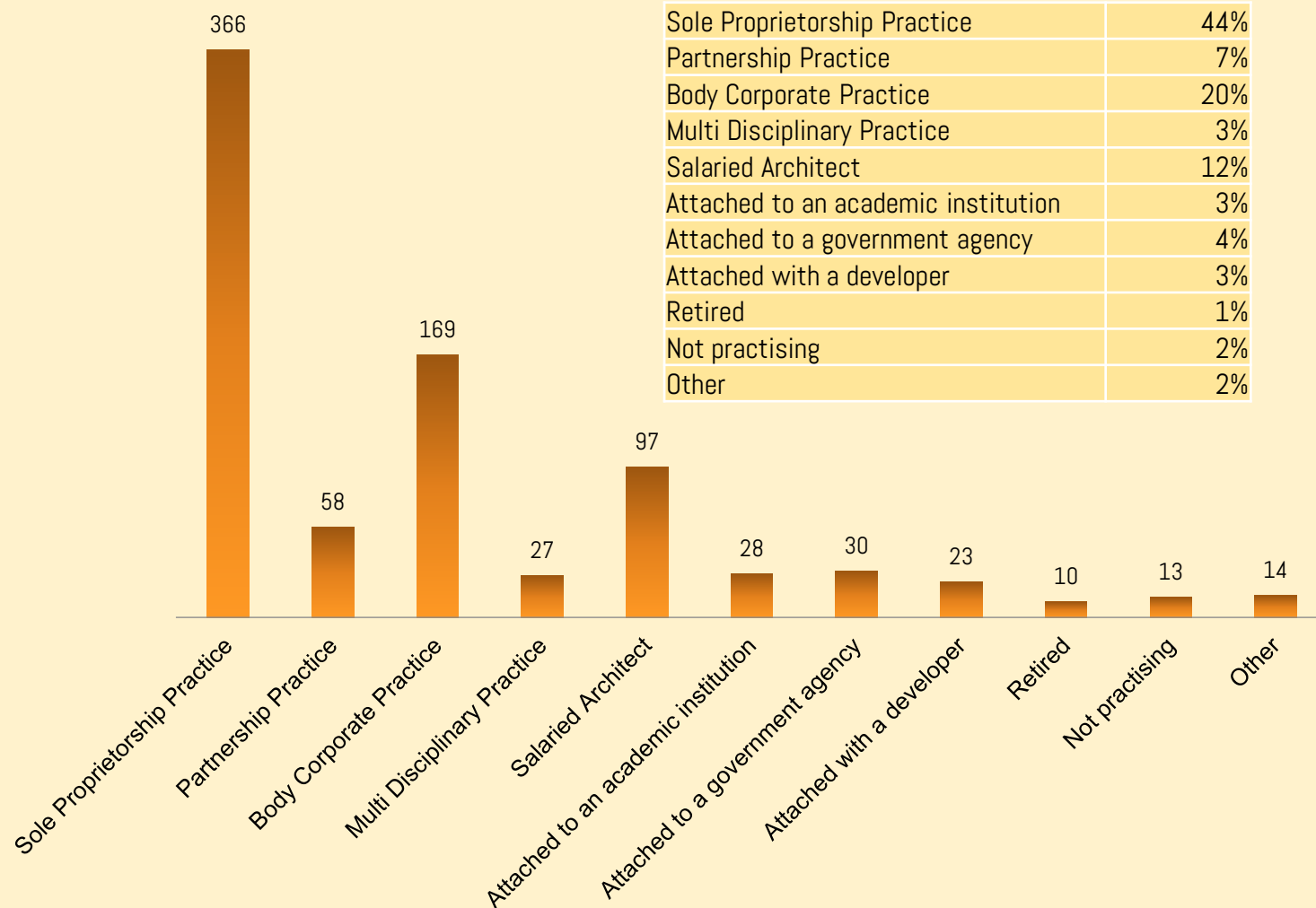
26 or 4% practicing less than 5 years
107 or 15% practicing between 5 and 10 years
125 or 18% practicing between 11 and 15 years
108 or 16% practicing between 16 and 20 years
90 or 13% practicing between 21 and 25 years
123 or 18% practicing between 26 and 30 years
117 or 17% practicing above 30 years



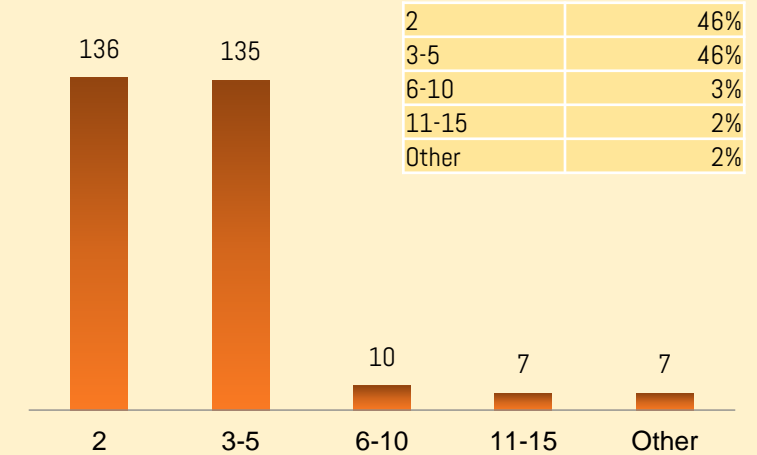
EDUCATION QUALIFICATION



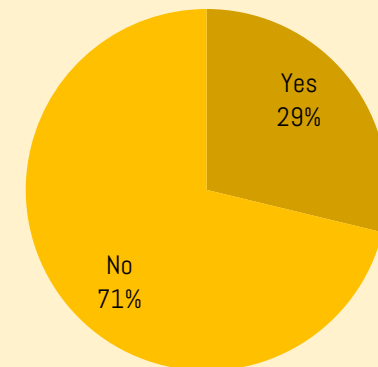
PRACTICE



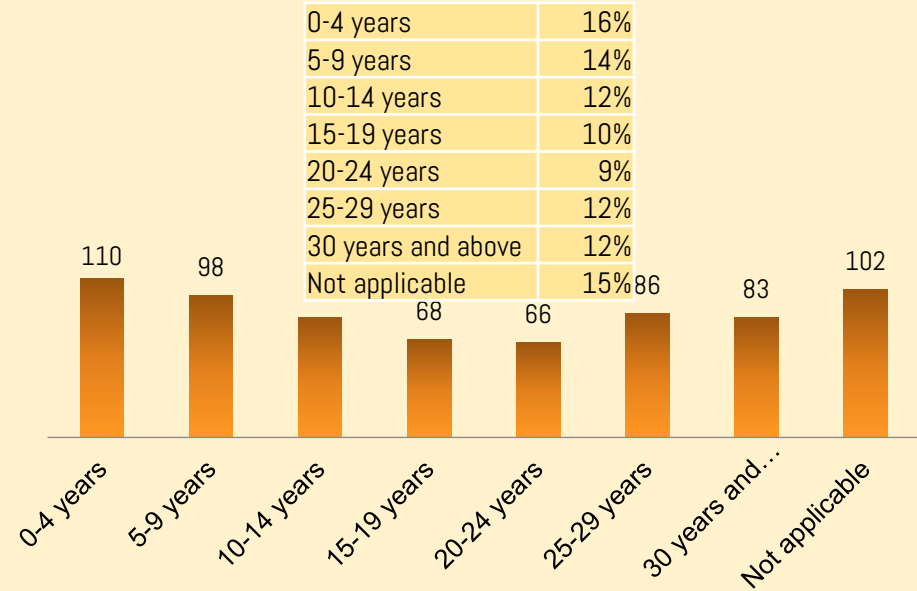
If your practice is a body corporate or partnership, state the number of directors or partners:



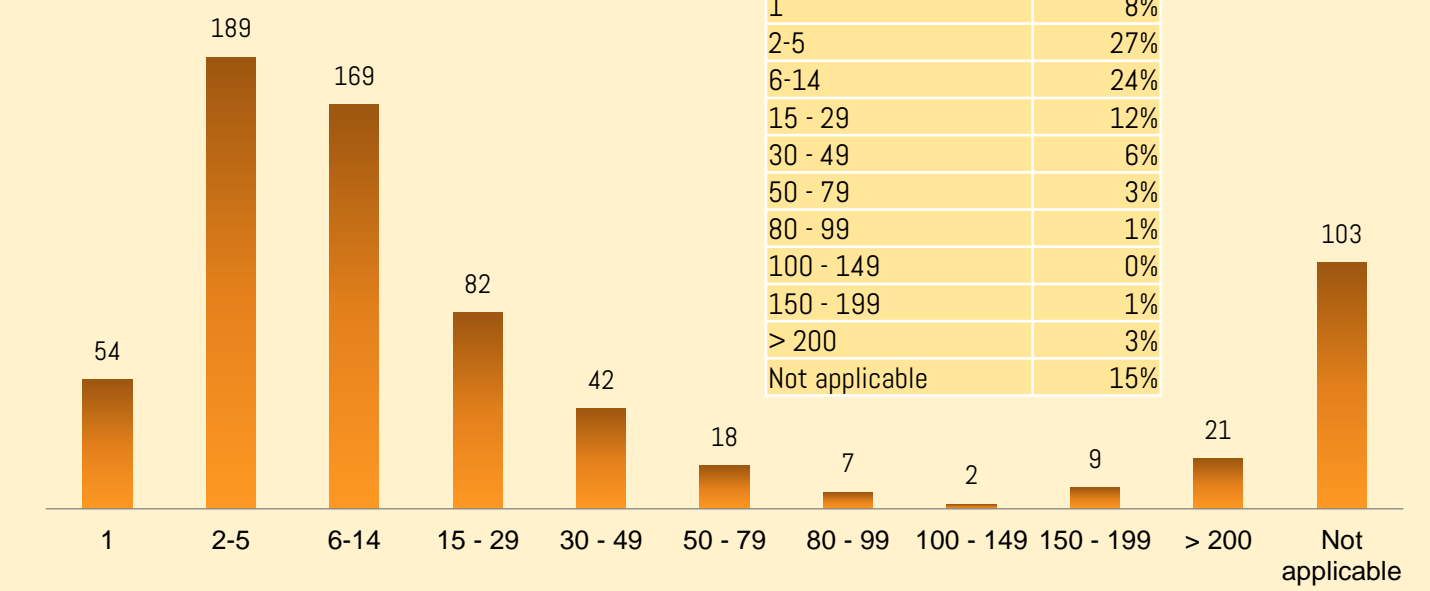
As a body corporate, are any of your directors a non-architect? ie. utilising the allowable <30% equity to establish an Architectural Practice in Malaysia.



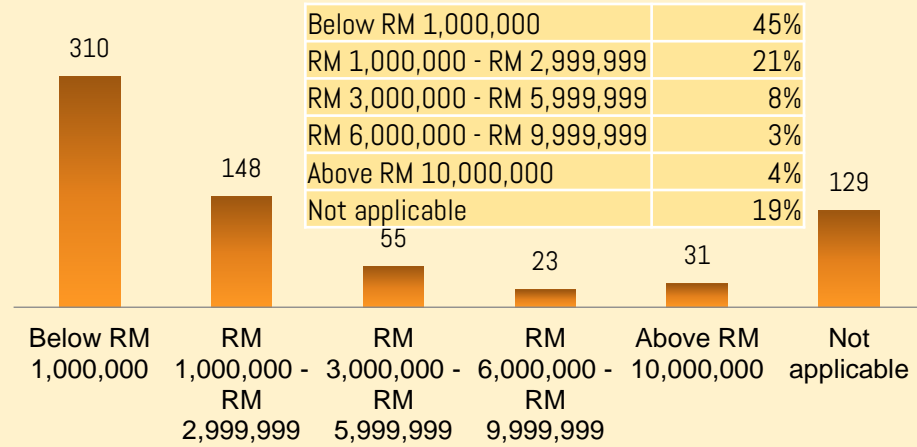
How long has your firm been established?



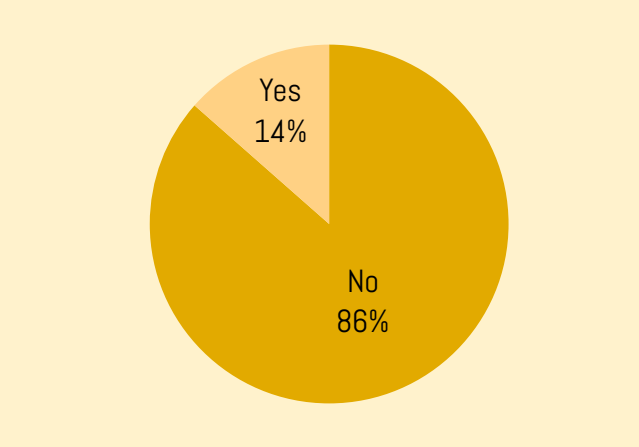
State the size of practice (nos. of staff) :



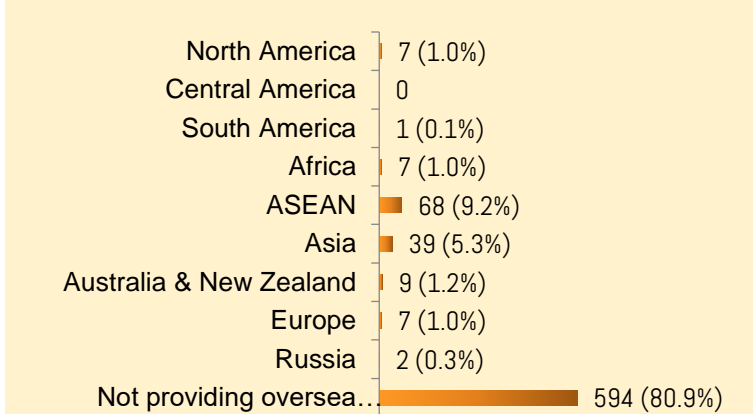
Approximately, what is your firm's annual turnover?



Do you export architectural services overseas?

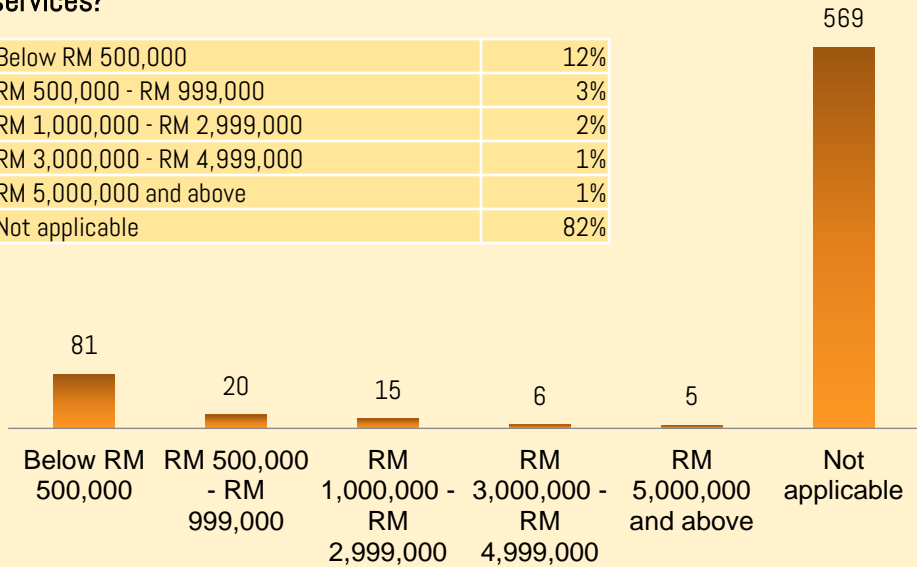


If yes, which country/ countries are you providing your architectural services?

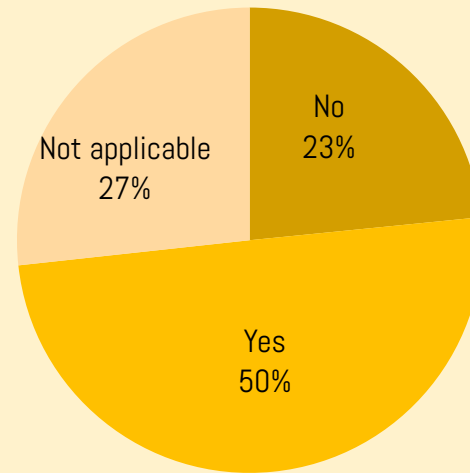


Approximately, what is the annual value (fee) of your export of architectural services?

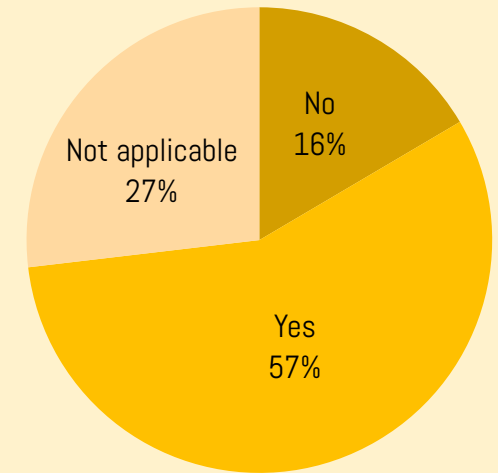
Below RM 500,000	12%
RM 500,000 - RM 999,000	3%
RM 1,000,000 - RM 2,999,000	2%
RM 3,000,000 - RM 4,999,000	1%
RM 5,000,000 and above	1%
Not applicable	82%



As a principal of an architectural firm, do you face challenges to pay your staff adequately?



As a principal of an architectural firm, are you able to review staff's remuneration yearly to reflect their performance, if so required?



As a principal of an architectural firm, do you face challenges to pay your staff adequately? If yes, why?

56% of respondents replied issues related to payment of fees as the reasons for difficulty in pay staff adequately.

Issues mentioned:

1. Late payments from Client
2. Non-regular payments
3. Low fees

15% respondents replied the current economic downturn as the reason for not being able to pay staff adequately.